

Y6 SATs

2010


10th - 14th May

Information for Parents

Contents:

- **Introduction to Tests and Levels**
- **SATs Timetable**
- **About the Tests**
- **Tips on how you can help your child prepare**
- **Useful websites**
- **Handy hints**
- **How else you can help**

Year 6 End of Key Stage 2 Tests



SATs, or Standard Assessment Tests, are the former, but still held to, name for National Curriculum Tests. These are statutory end of key stage tests in the three core subjects of the National Curriculum; english, mathematics and science.

On all test papers they are shown how many marks each question is worth: one, two or three. This should help them know how much effort to put into answering each one. For example a 'one mark' answer often only requires one word, while a 'three marker' may need two or three sentences.

Papers are sent away for independent marking and returned to the school. The staff check the papers for accuracy of marking and tallying the marks as mistakes have been found in the past.

National Curriculum Levels are awarded as follows:

- ❖ U = below level two
- ❖ Level 2 = well below the expected level
- ❖ Level 3 = below the expected level
- ❖ Level 4 = the expected level for eleven year olds
- ❖ Level 5 = above the expected level.

**A score of just over half the available marks
will usually achieve a level four.**

On leaving primary school, most of our children will move onto secondary school and the Key Stage 3 curriculum. Children who have achieved at Key Stage 2 will have built a good foundation on which to continue to learn.

All parents/carers receive a report that states what level their child achieved in each of the three core subjects, in both the results of the tests and the Teacher assessments. We usually share these results with the children.

Using this information, the secondary schools will be able to provide for continuity in each child's education in Year 7.

Timetable

The 2010 Sats will take place in Year 6 during the week of 10th - 14th May:

MONDAY 10TH	TUESDAY 11TH	WEDNESDAY 12TH	THURSDAY 13TH	FRIDAY 14TH
09.30 Reading Paper (45 mins) + 15 mins reading time	09.30 Writing short task (20 mins) Spelling Test (10mins)	09.30 Mental Maths (20 mins)	09.30 Maths Test B (45 mins)	
	11.00 Writing longer task (45 mins)	11.00 Maths Test A (45 mins)		

English

There are three papers:

- **Reading**

The children have 15 minutes to read a story or poem, and some information writing broadly based on a theme such as 'The Olympics' or 'Weather'. 45 minutes is then available to answer a range of questions in written answers. Answers can be in phrases and don't often have to be in full sentences.



The questions range from the literal (who does what, when) to the deductive (where, for example, they have to work out how someone is feeling from what is written). Your child will be encouraged to say which parts of the text contained the answer and will need to include examples.


Writing



Children will complete two tests:

- ❖ The Short Writing Test lasts 20 minutes with 5 minutes of planning time included. Children will have to complete a piece of writing in that time.
- ❖ The Long Writing Test will last 45 minutes. Children will need to write a longer piece including spending up to 15 minutes planning. Handwriting is assessed in the Long writing Test so children will need to write especially neatly for this purpose.

- **Spelling and handwriting**



Your child will be given a sheet of writing about a certain subject, e.g. 'bacteria'. A Teacher will read out the complete text twice and on the second time through children will have to fill in the gaps using the correct spellings.



Maths

There are three maths papers. The papers include calculating skills, understanding of shapes, symmetry and reading charts.

- The first paper has a range of problems from straight calculations to practical examples (such as working out how many cakes fit on a tray).
- The second paper has a similar mix of problems, but this time the children are allowed to use calculators, so the numbers tend to be trickier - bigger, or using decimals.



In both of these papers, children are encouraged to show how they arrived at an answer. Marks are awarded for showing working out, even if the answer is wrong. Children will also be expected to show an understanding of how to use and apply their mathematical knowledge in a variety of ways or 'to think like a mathematician'.

- The third paper is on mental skills. Children are played a CD of 20 questions and given either 5, 10 or 15 seconds to answer them on a prepared sheet.
- Children who need questions read to them will be assigned a reader, scribe or amanuensis (both reader and scribe) depending on their needs.
- If a child's writing is hard to read, work (or parts of it) will be transcribed.

Science

There are two science papers, each of 45 minutes, asking questions based on the science children are taught in Key Stage 2. Children will be assessed on how they manage and think about Scientific Enquiry. This will involve them thinking about an investigation or experiment and answering questions about the described activity.



Tips on how you can help your child prepare

- **Practice papers**

The biggest single influence on your child's SAT marks will be their reading ability. Good readers can read questions quickly, and understand what they need to do. Continue to encourage your child to read every day, looking at both stories and non-fiction.

To help your child prepare for SATs use the CGP books and websites listed below. Your child has also taken part in and brought home practice papers and questions as part of their homework preparation for the SATs.

www.woodlands-junior.kent.sch.uk/revision/index.html (general revision)

www.cgpbooks.co.uk/online_rev/ks2choice.asp (interactive revision activities)

www.bbc.co.uk/schools/ks2bitesize/ (science, literacy, numeracy)

www.legend.yorks.com/~calverms/contents.htm (maths tutor)

www.scienceyear.com/wired/start

www.coxhoe.durham.sch.uk/curriculum/curriculum.htm

- **Handy Hints**

- ❖ Look through a practice paper together and talk about how you would answer the questions.
- ❖ Agree on what the question is actually asking you to do.
- ❖ The number of marks each question is worth is printed at the side:
 - ✓ 1 mark answers can be brief, one word or number.
 - ✓ 2 mark answers will require at least two bits of information, like two different phrases, or an answer complete with method.
 - ✓ 3 mark answers need to be thorough. Encourage your child to look for this information, and not to waste time agonising over the 1 mark answers.
- ❖ Some questions are multiple-choice. If they don't know the answer, your child can guess - and may still get a mark. Children are not used to doing this!
- ❖ If they get stuck on a question, tell them to move on rather than waste time on it.
- ❖ Practice spending five minutes checking a paper to make sure all the questions are answered as fully as necessary.


How else can you help?

SATs can be a worrying time for your child and can lead to nervousness as the tests approach. Good coping strategies include:

- Reassure them that they just have to try their best on the day.
- Encourage them to spend 10-20 minutes a day on revision or practice.
- Remind them that in most parts of the SAT papers, children do not have to write in sentences: often, phrases or even single words will be enough.
- Teach them how to relax by breathing deeply and closing their eyes to picture a calm scene like a green field by a river.



- Allow them to choose a small favourite toy to take in for comfort.
- Keep an early and regular bedtime routine in the days leading up to and including the test week - no later than 8.30 p.m.!
- Ensure your child has breakfast every day, especially during the week of the tests. Research shows that children who miss breakfast perform worse in late morning.



- Check your child can tell the time accurately so they will know how long there is to go in the test.

The tests are carried out in familiar surroundings with as much sensitivity as it is possible, mainly in the upper hall, although some children will work in classrooms or work areas around the school. The lead invigilator will be the Headteacher.

Everything will be done to help your child feel at ease and to allow them to give of their best.